

A Multi-view E-learning System for Remote Education

Ján Valiska, Lukáš Sendrei, Ľudmila Maceková
and Stanislav Marchevský

Content

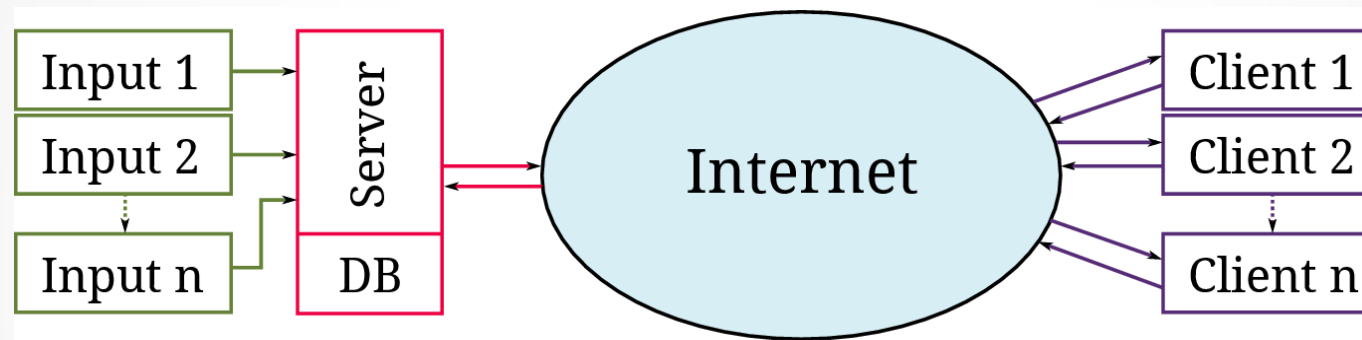
- Introduction
- Explanation of system model
- Function of server
- Multiplexer
- API and user interface
- Example
- Conclusion

Introduction & Motivation

- Project is supported by KEGA c.n. 062TUKE-4
- Target is to develop e-learning system that meets this properties:
 - Learn everywhere and everytime
 - Take one or more views to lectures
 - Support of advanced interactive technologies
 - Based on modern and universal frameworks (HTML5, Ajax, etc.)
 - To be open software

System model

- Based on proven server/client model



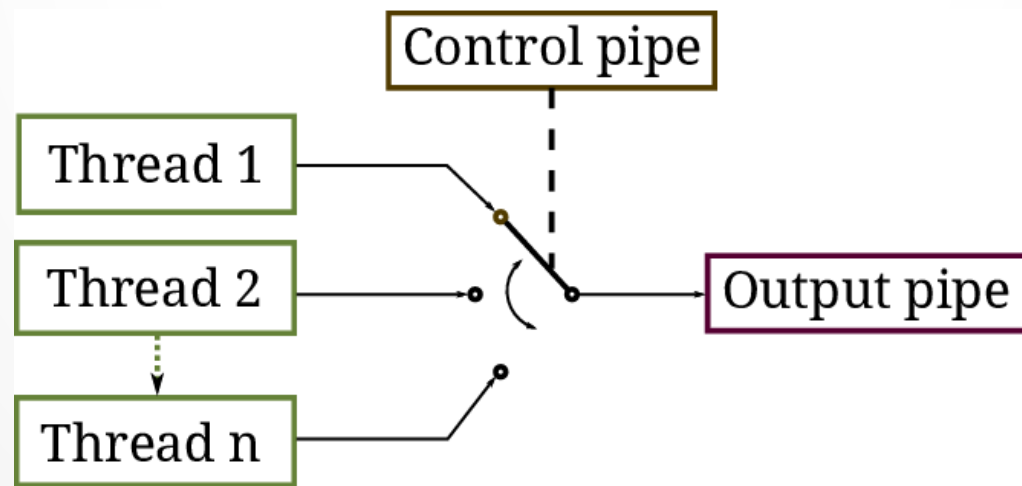
- Access from any place
- Modular design
- Client can be:
 - Web browser
 - Smart phone application
 - Desktop application

Function of server

- Lecture streaming server is major part of system
- Operates with various inputs
 - IP cameras
 - PDF/Image slides
 - Signals from interactive table
- Multiplexes video frames
- Encodes multiplexed stream and mixing it with audio stream
- Responsible of live streaming of target AV stream
- Using open source software(ffmpeg, opencv...)
- Uses RAID array to store every input of live lectures
- Stores also timeline of presentation
- Acts as archive databse

Video input multiplexor

- Implemented in C++ using OpenCV library
- Works with encoded video frames
 - Can edit frames at pixel level
- Responsible for cutting
- Cuts can be made:
 - by director of lecture (already implemented)
 - or automatically by lecturer tracking (by color or template matching)



User interface

- Main user interface is dynamic web application served from lecture server
- UI is divided in two sections:
 - student section
 - and admin section
- Students are able to:
 - List of categorized lectures
 - Information about active/live presentation
 - Viewing and participating lectures
- Admins are able to:
 - Create new presentation
 - Define inputs and upload assets
 - Live control of lecture
 - Access control

Test of multiview e-learning system



View 1 View 2

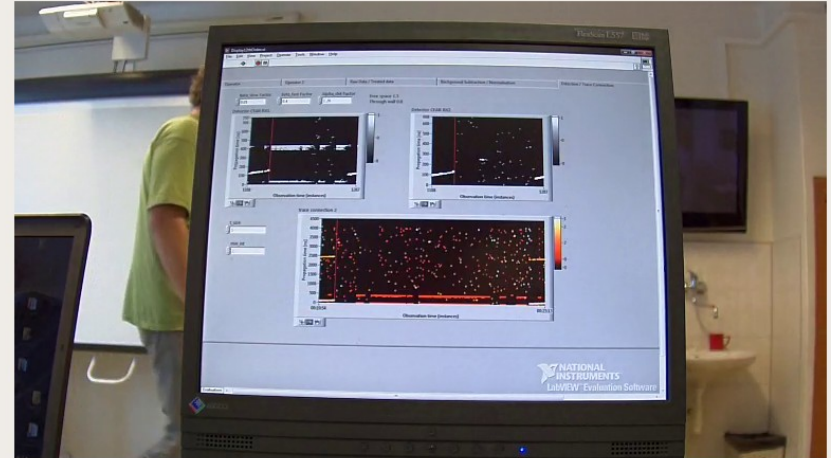
Example

Monitors

- 1 Dinion 35 ▾
- 2 Dinion 36 ▾
- 3 Dinion 37 ▾
- 4 V132 Cam#2 ▾

Tracking

- 1
- 2
- 3
- 4



Conslusion

- This proposed multiview sytem can be:
 - effectively used to display a technical lesson with detailed view to a particular area of interest.
 - lectures database
 - open solution
 - No client hardware or software limitation
 - Takes into account clients experience (feedback)
 - easy portability
 - No fixation to particular lecture room
 - Only constraint is the need of appropriate network connectivity

Acknowledgment

This work was supported by the Slovak Cultural and Educational Grant Agency (KEGA) under contract No. 062TUKE-4/2014 and by the Scientific Grant Agency of the Ministry of Education, Science, Research and Sport of the Slovak Republic and the Slovak Academy of Sciences (VEGA) under contract No. 1/0563/13.

Thanks for your attention!